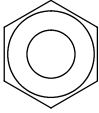
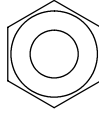
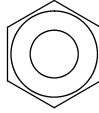
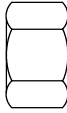

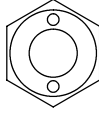

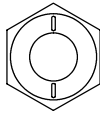
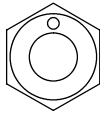
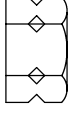
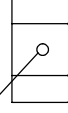

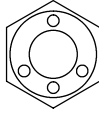

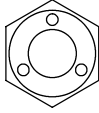
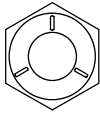
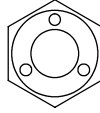
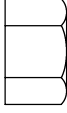

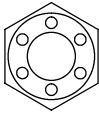

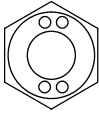


# HOW TO DETERMINE NUT STRENGTH

Present Standard Hexagon Nut	Nut Type		Class
	Old Standard Hexagon Nut		
	Cold Forging Nut	Cutting Processed Nut	
 No Mark			4N
 No Mark (w/ Washer)	 No Mark (w/ Washer)	 No Mark	5N (4T)
  			6N
	 	  *	7N (5T)
 			8N
 	 	 No Mark	10N (7T)
 			11N
 			12N

\*: Nut with 1 or more marks on one side surface of the nut.

**HINT:**

Use the nut with the same number of the nut strength classification or the greater than the bolt strength classification number when tightening parts with a bolt and nut.

Example: Bolt = 4T

Nut = 4N or more

CENTURY SUP (RM948E)