
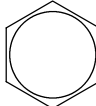
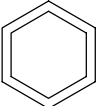
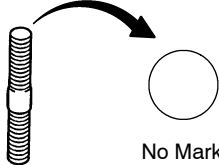
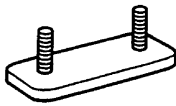

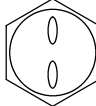
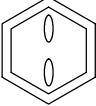

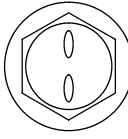
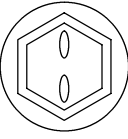













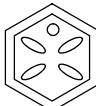


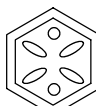


STANDARD BOLT

HOW TO DETERMINE BOLT STRENGTH

SS02S-01

| Bolt Type | | | | Class |
|---|---|---|---|-------|
| Hexagon Head Bolt | | Stud Bolt | Weld Bolt | |
| Normal Recess Bolt | Deep Recess Bolt | | | |
|   No Mark |  No Mark |  No Mark |  | 4T |
|   |  | | | 5T |
|   w/ Washer |  w/ Washer |  | | 6T |
|   |   | | | 7T |
|  |  |   | | 8T |
|  |  | | | 9T |
|  |   | | | 10T |
|  |   | | | 11T |

B06431