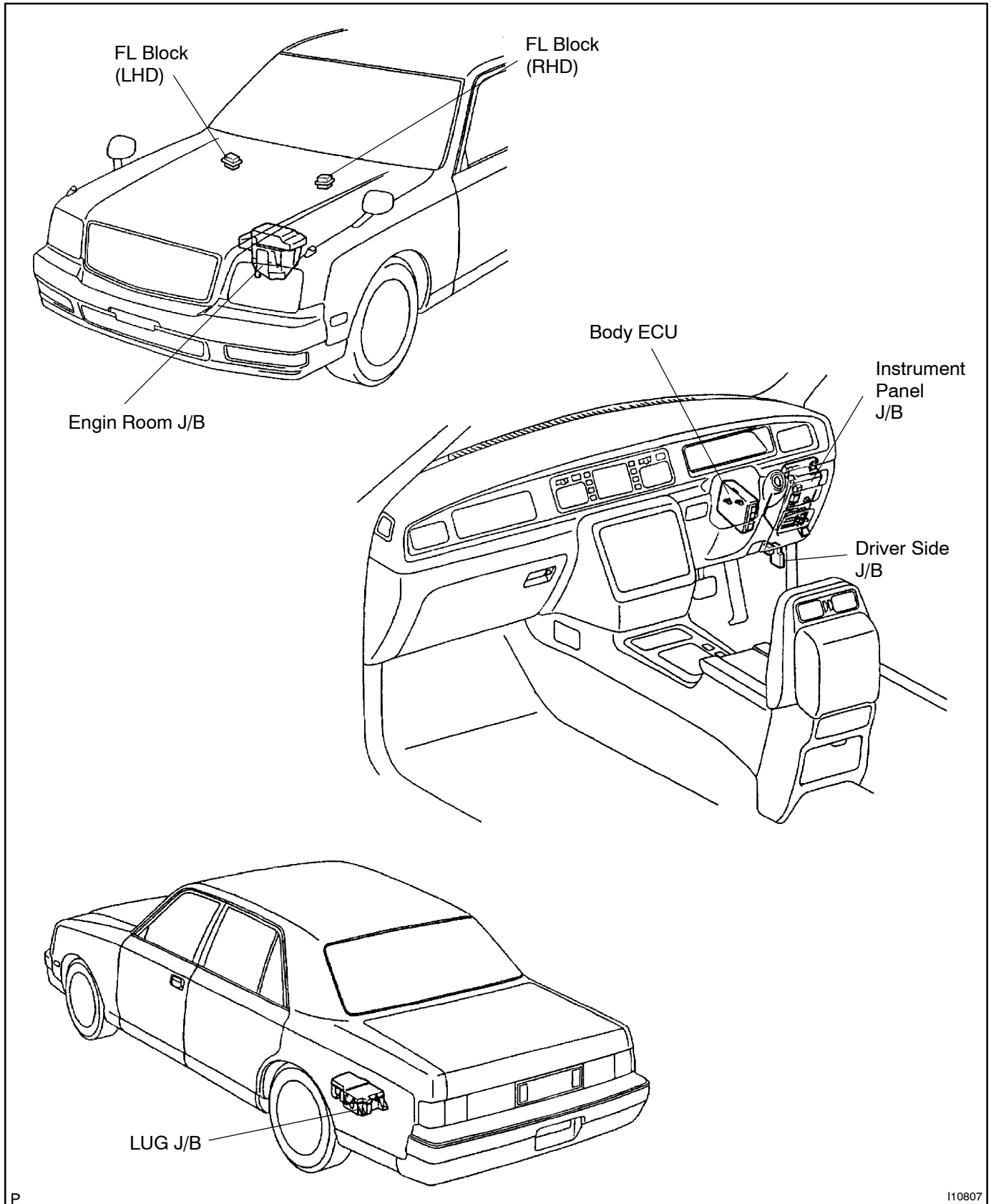


POWER SOURCE LOCATION

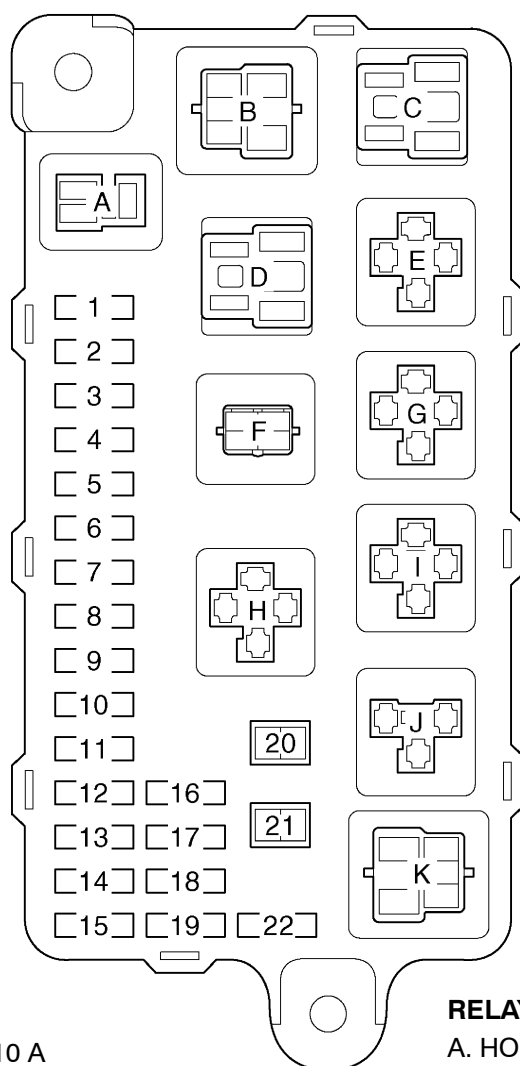
BE13K-01



P

110807

● Engine Room Junction Block



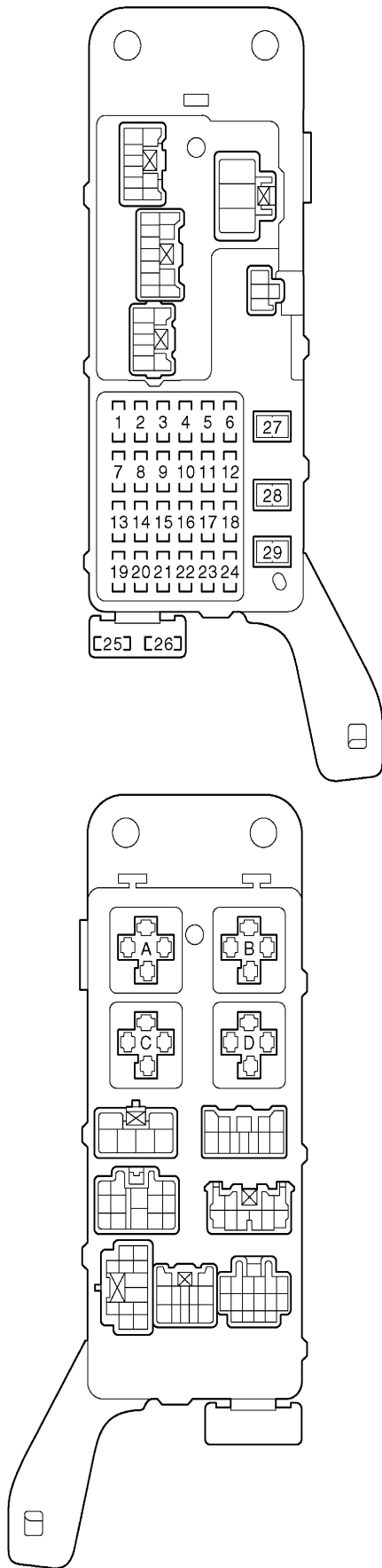
FUSES

1. HORN Fuse	10 A
2. THRO RH Fuse	10 A
3. H-LP R LWR Fuse	10 A
4. H-LP L LWR Fuse	10 A
5. H-LP L-UPR Fuse	20 A
6. H-LP R-UPR Fuse	20 A
7. EFI NO.2 LH Fuse	7.5 A
8. MIR HTR Fuse	15 A
9. -	
10. ALT-S Fuse	7.5 A
11. -	
12. -	
13. THRO LH Fuse	10 A
14. MPX-B Fuse	7.5 A
15. ECU-B Fuse	7.5 A
16. HAZ Fuse	15 A
17. EFI NO.1 Fuse	25 A
18. DOME Fuse	7.5 A
19. A/C Fuse	7.5 A
20. -	
21. ST M-Fuse	30 A
22. SHORT PIN	

RELAYS

A. HORN Relay
B. -
C. DEFOG Relay
D. HEAD LP Relay
E. MG CLT Relay
F. DIMMER Relay
G. EFI Relay
H. STARTER Relay
I. CIR OPN Relay
J. FUEL PUMP Relay
K. HEATER Relay

● Instrument Panel Junction Block



FUSES

1. TURN Fuse	7.5 A
2. GAUGE Fuse	15 A
3. STOP-S Fuse	7.5 A
4. -	
5. PANEL Fuse	7.5 A
6. RR S/HTR Fuse	15 A
7. WIPER Fuse	20 A
8. ECU-IG Fuse	7.5 A
9. DOOR FR LH Fuse	20 A
10. TILT & TSC Fuse	30 A
11. STARTER Fuse	7.5 A
12. FR S/HTR Fuse	15 A
13. HEATER Fuse	10 A
14. PWR-IG Fuse	15 A
15. RADIO NO.2 Fuse	10 A
16. SEAT FR RH Fuse	30 A
17. TAIL Fuse	7.5 A
18. AIR SUS Fuse	20 A
19. FR FOG Fuse	15 A
20. IGN Fuse	7.5 A
21. FR CIG Fuse	15 A
22. RR CIG Fuse	15 A
23. EFI NO.2 RH Fuse	7.5 A
24. DOOR FR RH Fuse	20 A
25. INJ-RH Fuse	10 A
26. INJ-LH Fuse	10 A
27. -	
28. -	
29. FR DEF M-Fuse	30 A

RELAYS

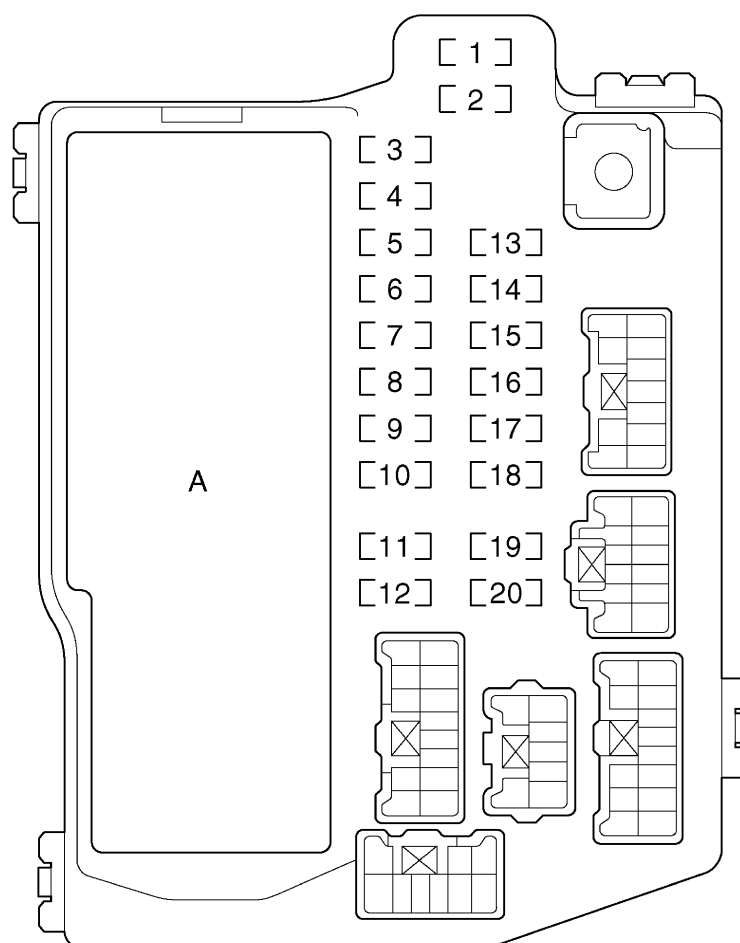
- A. IG RELAY Relay
- B. FR FOG Relay
- C. TAIL Relay
- D. -

I04027
I04028

N

I10704

● Luggage Junction Block



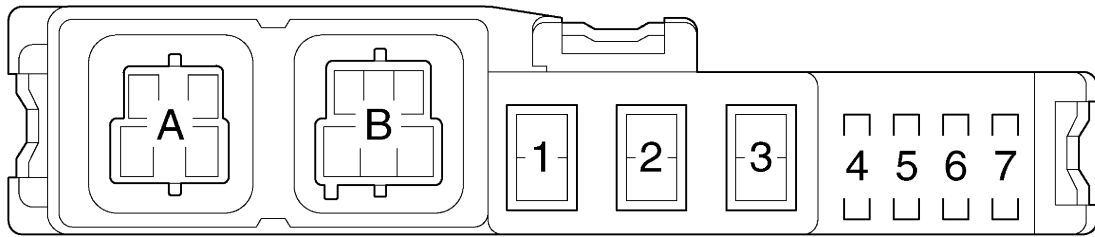
FUSES

1. RR IG Fuse	10 A
2. FUEL OPN Fuse	10 A
3. RR MPX-B Fuse	10 A
4. -	
5. RR ECU-B Fuse	10 A
6. RR ACC Fuse	10 A
7. SEAT RR RH Fuse	30 A
8. TEL Fuse	20 A
9. RR LAMP LH Fuse	20 A
10. RR LAMP RH Fuse	20 A
11. STOP & TAIL3 Fuse	10 A
12. STOP & TAIL2 Fuse	10 A
13. SEAT FR LH Fuse	30 A
14. SEAT RR LH Fuse	30 A
15. DOOR RR LH Fuse	20 A
16. -	
17. -	
18. DOOR RR RH Fuse	20 A
19. STOP & TAIL1 Fuse	10 A
20. STOP & TAIL4 Fuse	10 A

ECU

A. Rear Junction Block ECU

● Engine Room Relay Block



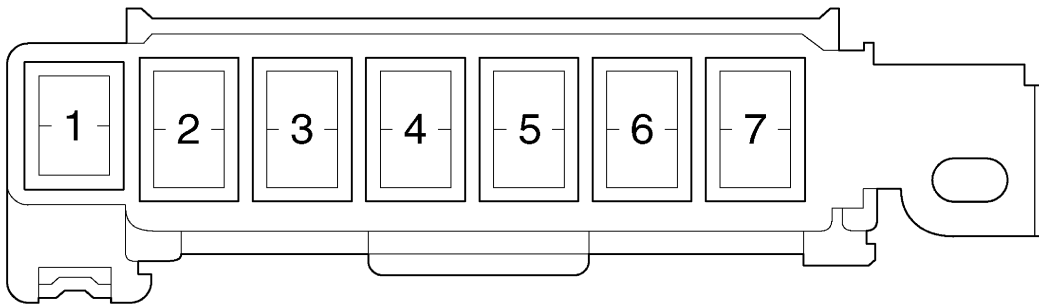
FUSES

- | | |
|--------------------|------|
| 1. - | |
| 2. AIR SUS M-Fuse | 40 A |
| 3. - | |
| 4. RADIO NO.1 Fuse | 20 A |
| 5. - | |
| 6. - | |
| 7. - | |

RELAYS

- A. ABS MOTOR Relay
B. ABS SOL Relay

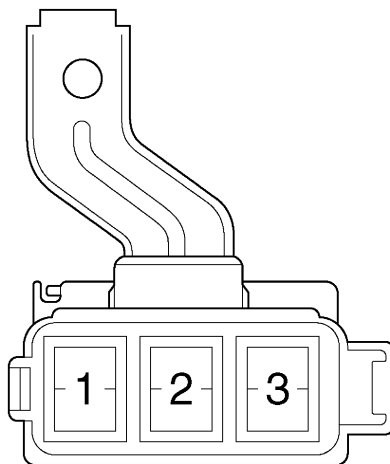
● FL Block



FUSES

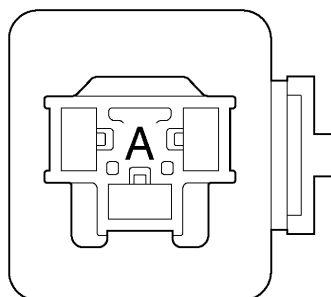
- | | |
|-------------------|------|
| 1. AM2 M-Fuse | 30 A |
| 2. - | |
| 3. HTR H-Fuse | 30 A |
| 4. ABS H-Fuse | 60 A |
| 5. INP J/B H-Fuse | 80 A |
| 6. LUG J/B H-Fuse | 80 A |
| 7. AM1 H-Fuse | 40 A |

● FL Block

**FUSES**

1. MAIN FL	80 A
2. ALT FL	140 A
3. DEF FL	40 A

● Driver Side Relay Block

**RELAYS**

A. Turn Signal Flasher Relay