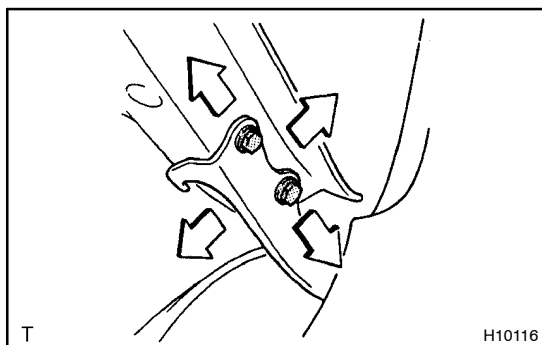


HOOD ADJUSTMENT

BO28M-01

HINT:

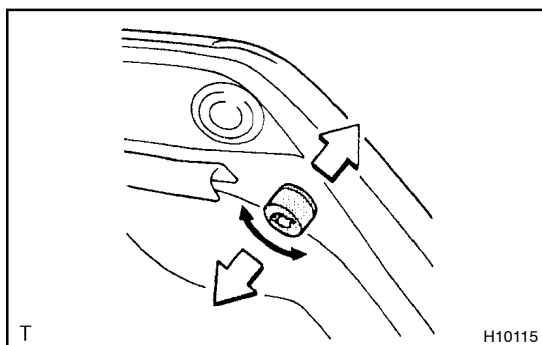
Since the centering bolt is used as a hood hinge set bolt, the hood cannot be adjusted with it on. Substitute the bolt with a washer for the centering bolt.



1. ADJUST HOOD IN FORWARD/REARWARD AND LEFT/RIGHT DIRECTIONS

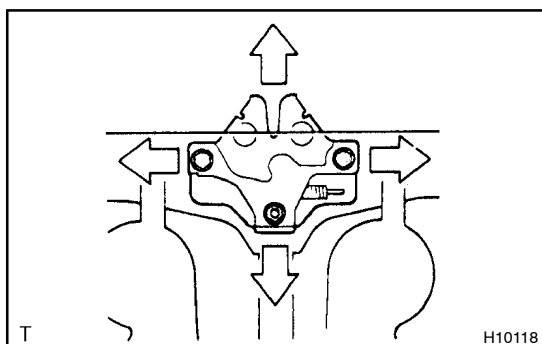
Adjust the hood by loosening the hood side hinge bolts.

Torque: 11.5 N·m (117 kgf·cm, 8 ft·lbf)



2. ADJUST FRONT EDGE OF HOOD IN VERTICAL DIRECTION

Adjust the hood by turning the cushions.



3. ADJUST HOOD LOCK

Adjust the lock by loosening the bolts and nut.

Torque: 7.0 N·m (71 kgf·cm, 62 in·lbf)